Stichting Domesta

2025

HUURDERSOORDEEL — B

Nieuwe huurders	8.3	A
Reparatieverzoek	7.7	B
Vertrokken huurders	7.6	B

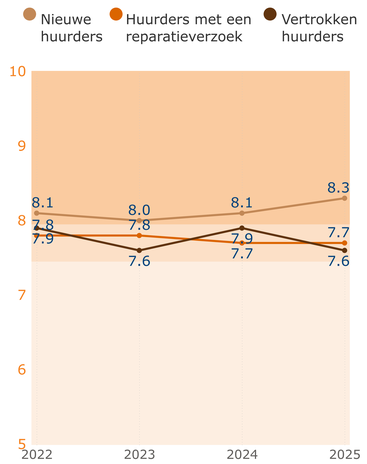

FINANCIËN — B

Beïnvloedbare bedrijfslasten per vhe **€ 1,113**

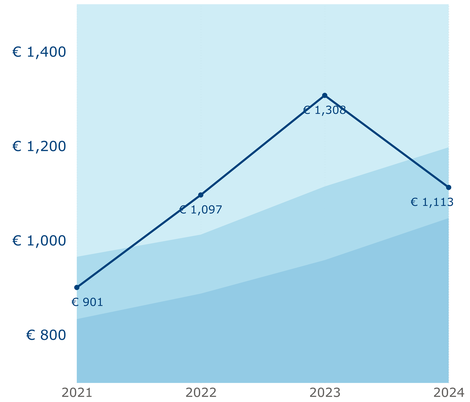

ONDERHOUD & VERBETERING — A

Uitgaven onderhoud, verbetering en verduurzaming [€/vhe]*	€ 3,782	B
Technische woningkwaliteit (EP2) [kWh/m2]	156.8	A
Ervaren woningkwaliteit	7.2	A

Uitgaven per vhe

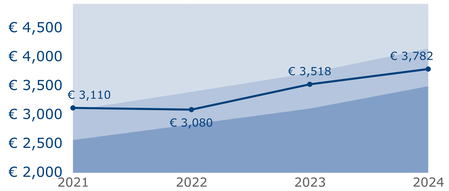

Technische woningkwaliteit

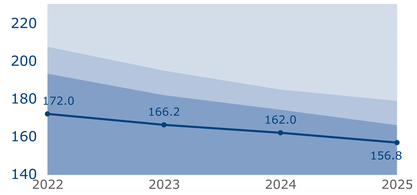

Ervaren woningkwaliteit

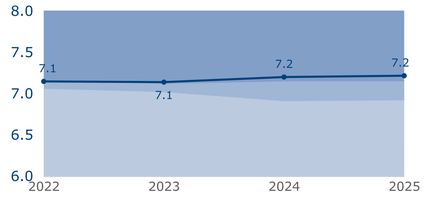

*vijfjaarsgemiddelde

DUURZAAMHEID — B

Isolatieprestatie [kWh/m2]	27.9	A
Energetische prestatie (EP2) [kWh/m2]	156.8	A
CO2-uitstoot gas [kg/m2]	16.5	C

Energetische prestatie

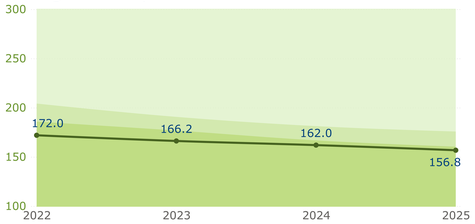

Isolatieprestatie

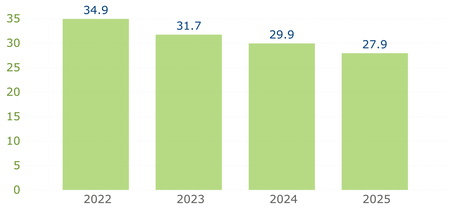

CO2-uitstoot gas

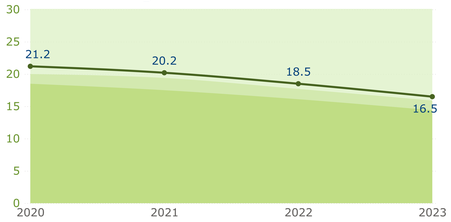

BESCHIKBAARHEID & BETAALBAARHEID

Verhouding huur / maximaal toegestane huur **55.6%**

Gemiddelde huur (DAEB)

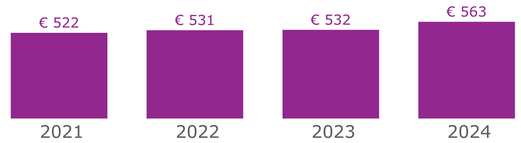

Aantal nieuwbouw woongelegenheden per jaar

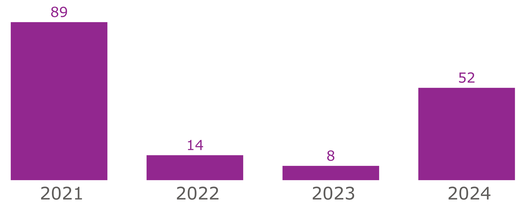

LEEFBAARHEID

	2024	2025
Veiligheidsgevoel	7.6	7.5
Ervaren overlast	7.0	7.0
Schone en nette buurt	6.8	6.8
Ervaren inzet corporatie	6.5	6.6
Leefbaarheidsuitgaven	€ 124	€ 145

aedes benchmark